

































1. Type of Provider

		Response Percent	Response Count
Physician		15.2%	15
Nurse		39.4%	39
Clinical Psychologist		2.0%	2
Social Worker		21.2%	21
Nutritionist		1.0%	1
Home Health Aide		0.0%	0
Community Health worker		5.1%	5
Medical Assistant		1.0%	1
Public Health worker		12.1%	12
Hospital administration		6.1%	6
	Other (please specify)		32
		answered question	99
		skipped question	32

2. Type of Practice/Employer

		Response Percent	Response Count
Teaching Hospital Inpatient		33.8%	27
Community Hospital Inpatient		6.3%	5
Teaching Hospital Clinic/Outpatient		37.5%	30
Community Hospital Clinic/Outpatient		2.5%	2
Private practice		17.5%	14
Nursing Home		0.0%	0
Home Health Care		0.0%	0
Community Health Center - government based		2.5%	2
Community Health Center - privately funded		7.5%	6
Department of Public Health		7.5%	6
Other State Office		3.8%	3
Insurance Company		1.3%	1
	Other (please specify)		51
answered question			80
skipped question			51

3. City/Town Location(s) where you work

		Response Percent	Response Count
Barrington		1.7%	2
Bristol		0.8%	1
Burrillville		0.0%	0
Central Falls		4.2%	5
Charlestown		0.0%	0
Coventry		0.0%	0
Cranston		5.9%	7
Cumberland		0.8%	1
East Greenwich		2.5%	3
East Providence		7.6%	9
Exeter		0.0%	0
Foster		0.0%	0
Glocester		0.0%	0
Hopkinton		0.0%	0
Jamestown		0.8%	1
Johnston		1.7%	2
Lincoln		0.8%	1
Little Compton		0.0%	0
Middletown		0.0%	0
Narragansett		0.8%	1
New Shoreham		0.0%	0
Newport		4.2%	5
North Kingstown		0.8%	1

North Providence		1.7%	2
North Smithfield		0.0%	0
Pawtucket		6.7%	8
Portsmouth		1.7%	2
Providence		62.2%	74
Richmond		0.0%	0
Scituate		0.8%	1
Smithfield		1.7%	2
South Kingstown		0.8%	1
Tiverton		0.0%	0
Warren		0.8%	1
Warwick		6.7%	8
West Greenwich		0.0%	0
West Warwick		0.8%	1
Westerly		0.0%	0
Woonsocket		5.0%	6







Other (please specify) 10

answered question	119
skipped question	12

4. Based on what you see in your practice, what are the biggest socioeconomic gaps that impede your vulnerable population from accessing health care? Please select 1 through 5 for each to indicate the relative severity from your perspective with 1 being the least and 5 the most. If appropriate, you may have more than one with the same number.

	1 LEAST	2	3	4	5 MOST	Rating Count
Income	6.7% (7)	3.8% (4)	10.6% (11)	22.1% (23)	56.7% (59)	104
Unemployment	7.0% (7)	10.0% (10)	14.0% (14)	32.0% (32)	37.0% (37)	100
Food insecurity	16.7% (16)	32.3% (31)	33.3% (32)	13.5% (13)	4.2% (4)	96
Transportation	1.0% (1)	11.9% (12)	25.7% (26)	37.6% (38)	23.8% (24)	101
Housing	12.1% (12)	20.2% (20)	35.4% (35)	22.2% (22)	10.1% (10)	99
Education	11.0% (11)	15.0% (15)	28.0% (28)	27.0% (27)	19.0% (19)	100
Language	18.4% (18)	24.5% (24)	32.7% (32)	15.3% (15)	9.2% (9)	98
				Other (please specify)		15
				answered question		104
				skipped question		27






5. What could a health plan offer you and your practice that would best meet the needs you identified to ensure access and continued care for your patients?

		Response Percent	Response Count
Fund community based organizations used as referrals		51.7%	46
Fund community health worker in your office		30.3%	27
Offer a community health worker's service at the plan's office		16.9%	15
Fund a care coordinator in your office		36.0%	32
Fund home-based care		27.0%	24
Provide information about community based organizations to your practice		40.4%	36
	Other (please specify)		18
answered question			89
skipped question			42



6. What community-based organizations do you use now to help deal with socioeconomic issues with your patients? Please list all that you use for Income, employment, food insecurity, transportation, housing, education and language issues.

	Response Count
	57
answered question	57
skipped question	74

7. If you are a community-based organization, please answer the following:

		Response Percent	Response Count
Name of organization:		100.0%	13
Funding sources:		76.9%	10
Location(s) of sites:		92.3%	12
Population(s) you serve:		84.6%	11
Population(s) you would like to expand to serve:		38.5%	5
		answered question	13
		skipped question	118

8. Would you be interested in collaborating with a health plan to improve or expand the services you offer or the population you serve?

		Response Percent	Response Count
If so, what do you see as the benefit?		100.0%	22
If so, how would you like to see it work?		72.7%	16
		answered question	22
		skipped question	109

9. Any additional comments?

**Response
Count**

18

answered question

18

skipped question

113